



Student Textbook

login from anywhere

Very Important Note

Remember teachers must first create a “playlist” (materials to be shared) then make an assignment for students to have resources.

<http://ilearn.carolinascienceonline.com/>



**Bookmark
this!**



**Click here to
login.**


The screenshot shows the homepage of the iLearn Virtual Learning Environment for Students. The header features the 'CAROLINA' logo in white and orange, with the text 'Virtual Learning Environment for Students' below it. A stylized logo of four interlocking squares is on the right. The main content area is divided into three columns, each with a title, an image, and a paragraph of text. A 'Login' button is centered at the bottom of the main content area. The footer contains copyright information and navigation links.

Help | Login

CAROLINA[®]


Virtual Learning Environment for Students

Practice on your own




yLearn brings you thousands of interactive resources to enhance your language skills including speaking, reading, listening and writing, as well as practicing your grammar, vocabulary, pronunciation and spelling.

Homework and extension material



If you feel you need to refresh your language, make a substantial progress or get off to a flying start, yLearn will offer you a wide array of courses. Whether you need general language, language for professional needs or a family offer – this is a place for you.

Independent and effective learning



You can now access the language course anytime and anyplace. You won't need textbooks, workbooks, dictionaries or grammar books. yLearn offers comprehensive, reliable and high quality resources to improve your language.


Login

Copyright © 2013
Carolina Biological Supply Company

Help | Terms of Use | Privacy Policy | About Us |

Username: first initial last name

Password:



CAROLINA[®]
Virtual Learning Environment
for Students



Login to our service

Login

Password

Login Cancel

Copyright © 2013
Carolina Biological Supply Company

**use our
mascot**

CAROLINA[®]

Virtual Learning Environment for Students



My work

Show

All

New

Open

Submitted

Expired

No.	Task	Due date	Status	Action
1	textbook	10.24.2014	New	Start

click here





My work > Assignment 'textbook'

Description

Submit

Name textbook
Instruction
Status in-progress
Start date 08.20.2014 22:58:00
End date 10.24.2014 05:56:00
Submit date -

Content

Student Textbook (Result not visited, time -)

Comment

Comment
Comment's date -

click here



CAROLINA[®]

Virtual Learning Environment for Students



My work > Assignment 'textbook' > List

Table of Contents

Student Textbook

STC Researching the Sun-Earth-Moon Systems Student Guide

Result

0.00%

Time spent

00:00:00

click here

0.00%

00:00:00

0.00%

00:00:00



The image shows a digital document viewer interface. At the top left, there is a red tab labeled '1' and the logo for 'STC Science and Technology Concepts™'. The top right corner features the text 'Save results and Exit' and a search icon. Below the search bar are checkboxes for 'in book' and 'in google'. The main content area displays a book cover with the title 'Researching the Sun-Earth-Moon System' and the subtitle 'Science and Technology Concepts-Secondary™'. At the bottom of the cover, it says 'Table of Contents' and 'Student Guide'. The bottom of the viewer has a navigation bar with various icons: a double left arrow, a single left arrow, a single right arrow, a double right arrow, a page number selector (1-6), a 'Go to page:' field, a list icon, and a zoom slider.



Single page view



flips pages back



flips pages forward



zoom in/out